



**LIVING SPACES
MADE BEAUTIFUL**

Let's talk about colour...

CHOOSING YOUR PERFECT COLOUR, TEXTURE AND FINISH

We have created a diverse colour palette that allows you to reflect your personality within your new kitchen.

Step 1 - Our Warm and Cool colour palettes offer you the perfect starting point for your journey. Choose to design a neutral scheme by mixing, matching or contrasting your favourite warm or cool colour tones, or alternatively, style your kitchen using your favourite base colour and add an accent colour, textured finish, or both to pack a punch.

Step 2 - Be bold and embrace your favourite accent colour, which will add a real sense of flair and excitement into your design. It's a perfect way to personalise your new kitchen and ensure your kitchen stands out from the crowd.

Step 3 - Finally, choose to add another dimension to the kitchen by introducing a textured element to the design such as stone, marble, timber or a metallic effect finish, which will add a real sense of glamour. A number of these are also available as matching work surfaces, splashbacks and upstands, as shown in the range finder at the back of the brochure.



Step 1

Choose your base tone



Step 2

Introduce an accent colour






Step 3

Add some texture

Striking Stones and Marbles




SILVER OXIDE



COPPER OXIDE




PORCELANA
GOLD



PORCELANA
SILVER



URBAN SUEDE



LEVANTE
MARBLE



CARRARA
MARBLE



ARCTIC FROST

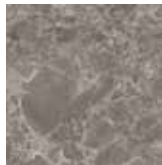


SILVER SHADOW



STORM CLOUD

Striking Stones and Marbles




EARTH STONE



TRUFFLE PIETRA



MIDNIGHT
PIETRA



RUSTIC LEATHER

Magical Metallics



ALUMINIUM



TITANIUM



BRONZE



COPPER



BRASS

Warming Woods



PORTLAND OAK



HENLEY OAK



DRIFTWOOD



TUSCAN
WALNUT



HOXTON OAK




RECLAIMED
OAK



WASHED OAK



MAYFIELD OAK



FARMHOUSE
OAK



FLORENCE OAK

Warming Woods



ALASKAN OAK



NATURAL OAK

Classic Configurations

Extend our timeless, classically styled kitchen furniture into your living spaces with our Classic freestanding furniture collection. Available in our Hampton, Marlborough or Melrose silk finish doors – you'll be spoilt for choice with our carefully selected palette of 25 painted colours.

Choose from the following width options: 500mm, 600mm, 800mm, 900mm, 1000mm, 1200mm (2 x 600mm drawers), 1500mm (3 x 500mm)



MARLBOROUGH LAVA SIDEBOARD WITH PORTLAND OAK



MARLBOROUGH HUNTER GREEN SIDE TABLE



MARLBOROUGH LAVA TALL DRESSER WITH OPEN SHELVES IN PORTLAND OAK

Freestanding Options



OPEN COFFEE TABLE
(HEIGHT 478MM)



COFFEE TABLE
(HEIGHT 478MM)



SIDE TABLE
(HEIGHT 766MM)



SIDEBOARD
(HEIGHT 766MM)



SIDEBOARD WITH MEDIA SHELF
(HEIGHT 766MM)



MID-HEIGHT DRESSER
(HEIGHT 1396MM)



MID HEIGHT DRESSER WITH OPEN SHELVES
(HEIGHT 1396MM)



TALL DRESSER
(HEIGHT 1702MM)




TALL DRESSER WITH OPEN SHELVES
(HEIGHT 1702MM)

Colour Options



WHITE



SCOTS GREY




LIGHT GREY



DUST GREY



GRAPHITE



IVORY



HERITAGE GREY



HIGHLAND STONE



FARRINGDON GREY



STONE GREY



LAVA



LIGHT BLUE



POWDER BLUE



COASTAL MIST



WINDSOR BLUE



OXFORD BLUE



BISCUIT



SAGE GREEN



OLIVE



NEW FOREST



HUNTER GREEN



WISTERIA



MULBERRY




VINTAGE ROSE



CLARET

Cabinet and Worktop Options



PORTLAND OAK



TUSCAN WALNUT

Modern Configurations

Create a seamlessly sleek look throughout your home with our modern freestanding furniture. Our modern configurations are available in six of our wonderful modern doors - Deco, Larna, Ligna (Mayfield Oak only), Lumina, Madoc and Sutton.

Choose from the following width options: 500mm, 600mm, 800mm, 900mm, 1000mm, 1200mm (2 x 600mm drawers), 1500mm (3 x 500mm)



LIGNA MAYFIELD OAK COFFEE TABLE



LARNA GRAPHITE SIDEBOARD



SUTTON AUTUMN BLUSH SIDEBOARD WITH MEDIA SHELF

Freestanding Options



COFFEE TABLE



SIDEBOARD



SIDEBOARD WITH MEDIA SHELF

Colour Options

CABINET COLOUR	CABINET COLOUR	CABINET COLOUR		CABINET COLOUR	CABINET COLOUR	CABINET COLOUR	CABINET COLOUR	CABINET COLOUR	CABINET COLOUR	
WHITE SILK OR GLOSS	SCOTS GREY SILK, GLOSS OR GRAINED	LIGHT GREY SILK, GLOSS OR GRAINED	DUST GREY SILK	GRAPHITE SILK, GLOSS OR GRAINED	IVORY GLOSS	MUSSEL	HERITAGE GREY SILK OR GLOSS	HIGHLAND STONE SILK, GLOSS OR GRAINED	FARRINGTON GREY SILK, GLOSS OR GRAINED	
CABINET COLOUR										
STONE GREY SILK, GLOSS OR GRAINED	BURNT UMBER SILK	COASTAL MIST SILK	INKWELL SILK	HEATHER SLATE SILK	NUTMEG GLOSS	NEW FOREST SILK	AUTUMN BLUSH SILK			
SILVER OXIDE	COPPER OXIDE	PORCELANA SILVER	PORCELANA GOLD	HENLEY OAK	PORTLAND OAK	MAYFIELD OAK	TUSCAN WALNUT	DRIFTWOOD	HOXTON OAK	
RECLAIMED OAK	URBAN SUEDE									

Choose boldly. Why not?

We have taken you on a journey of colour, texture and finish. Along the way, we have explored how to mix and match different shades to create design statements that are personal to you. Maybe you've already found your winning colour combination. Was it our Warm Greys that caught your attention, or did you perhaps find yourselves captivated by our Blissful Blues?

There's no need to worry if you haven't yet found the dream combination to stop you in your tracks. The following pages will allow you to view all of our kitchen ranges, from Modern to Classic, as well as the compelling colour and texture options we have available.

Choose your colour. Choose your finish. **Choose Masterclass.**

Larna



- MFC flat slab door
- Horizontal grain paint effect to front and back of door
- 1mm ABS edging
- 18mm thick flat slab door



SCOTS GREY




LIGHT GREY




HIGHLAND STONE



FARRINGTON GREY



STONE GREY



GRAPHITE

2

Ligna



- MFC flat slab door
- 18mm thick with matching decor front and back
- 1mm matching ABS edge



FLORENCE OAK



WASHED OAK



ALASKAN OAK



MAYFIELD OAK



FARMHOUSE OAK

LIGNA
ALSO AVAILABLE:

- ✓ Matching splashbacks
- ✓ Matching upstands
- ✓ Matching 40mm cut and edged worktops

2


Lumina



- 18mm MDF flat slab door
- High gloss acrylic face
- 1mm radius to external edges
- The reverse of the door has a textured finish
- Matching ABS solid edging
- Choose from a matching or 'duo' glass effect edge



WHITE



SCOTS GREY



LIGHT GREY



GRAPHITE



IVORY



HERITAGE GREY



HIGHLAND STONE



STONE GREY



NUTMEG



MATCHING ABS EDGE



'DUO' GLASS EFFECT EDGE

2/3

Madoc



- MFC flat slab door
- Vertical grain structure to front and back
- 1mm matching ABS edge, PUR glued
- 18mm thick flat slab door



PORTLAND
OAK



HENLEY OAK




TUSCAN
WALNUT




HOXTON OAK



DRIFTWOOD




RECLAIMED
OAK



URBAN SUEDE

2


Sutton




- MDF core flat slab door
- 'Silk' finished cold pressed front face
- 1mm 'Silk' ABS edging
- 1mm soft radius corners and edges
- The door has a matching reverse
- Doors and drawers 18.5mm thick
- Choose from a matching or Birch Ply effect edge



WHITE



SCOTS GREY



LIGHT GREY



DUST GREY



GRAPHITE



HERITAGE
GREY



HIGHLAND
STONE



FARRINGTON
GREY



STONE GREY



BURNT UMBER



COASTAL MIST



INKWELL



HEATHER
SLATE



NEW FOREST



AUTUMN
BLUSH



MATCHING
ABS EDGE



BIRCH PLY
EFFECT EDGE

2

Deco




- MFC flat slab door
- 18mm thick with lifelike decor to the front and a smooth back
- 1mm ABS edging



SILVER OXIDE



COPPER OXIDE




PORCELANA
SILVER



PORCELANA
GOLD

3

Hampton




5

- MDF slab door
- Painted in a super smooth 'Silk' polyester paint to front, back and all edges
- Doors and drawers 18mm thick

WHITE	SCOTS GREY	LIGHT GREY	DUST GREY	GRAPHITE	IVORY	HERITAGE GREY	HIGHLAND STONE	FARRINGTON GREY
STONE GREY	LAVA	LIGHT BLUE	POWDER BLUE	COASTAL MIST	WINDSOR BLUE	OXFORD BLUE	BISCUIT	SAGE GREEN
OLIVE	NEW FOREST	HUNTER GREEN	WISTERIA	MULBERRY	VINTAGE ROSE	CLARET		

Oxwich




5

- MDF slab door
- Painted in a polyester paint to front, back and all edges
- Vertical grain texture
- Doors and drawers 18mm thick

WHITE	SCOTS GREY	LIGHT GREY	DUST GREY	GRAPHITE	IVORY	HERITAGE GREY	HIGHLAND STONE	FARRINGTON GREY
STONE GREY	LAVA	LIGHT BLUE	POWDER BLUE	COASTAL MIST	WINDSOR BLUE	OXFORD BLUE	BISCUIT	SAGE GREEN
OLIVE	NEW FOREST	HUNTER GREEN	WISTERIA	MULBERRY	VINTAGE ROSE	CLARET		

Amalfi



- A smooth, velvet-to-touch, lacquered flat slab door
- 1mm ABS edge
- Melamine finish to the reverse
- Doors and drawers are 18.6mm thick
- Stain resistant and easy to clean




SUNSET



ONYX

5


Italia



- MDF slab with J-pull handle design
- 2mm radius to edges
- Over painted in a high gloss finish
- Melamine finish to the reverse
- Doors and drawers are 22mm thick




WHITE



LIGHT GREY




DUST GREY



HERITAGE GREY

6


Melrose



- MDF slab door with small groove detail forming a 28mm wide 'inframe' effect to doors and drawers
- Painted in a super smooth 'Silk' polyester paint to front, back and all edges
- Doors and drawers 18mm thick



WHITE



SCOTS GREY




LIGHT GREY



DUST GREY



GRAPHITE



IVORY



HERITAGE GREY



HIGHLAND STONE



FARRINGTON GREY



STONE GREY



LAVA



LIGHT BLUE



POWDER BLUE



COASTAL MIST



WINDSOR BLUE



OXFORD BLUE



BISCUIT



SAGE GREEN



OLIVE



NEW FOREST



HUNTER GREEN



WISTERIA



MULBERRY



VINTAGE ROSE



CLARET

6

Milano



- MDF flat slab door
- 18mm frontage decor laminated front and reverse (19.2mm finished size)
- 1mm ABS edging



ARCTIC FROST



SILVER SHADOW




RUSTIC LEATHER




LEVANTE MARBLE




CARRARA MARBLE




EARTH STONE



STORM CLOUD



TRUFFLE PIETRA




MIDNIGHT PIETRA

MILANO
ALSO AVAILABLE:

- ✓ Matching splashbacks
- ✓ Matching upstands
- ✓ Matching 20mm cut and edged worktops


Roma




- MDF slab door with J-pull handle design
- Painted in a super smooth 'Silk' polyester paint to front, back and all edges
- Doors and drawers 22mm thick



WHITE



SCOTS GREY



LIGHT GREY



DUST GREY



GRAPHITE



IVORY



HERITAGE GREY



HIGHLAND STONE



FARRINGTON GREY



STONE GREY



LAVA



LIGHT BLUE



POWDER BLUE



COASTAL MIST



WINDSOR BLUE



OXFORD BLUE



BISCUIT



SAGE GREEN



OLIVE



NEW FOREST



HUNTER GREEN



WISTERIA



MULBERRY




VINTAGE ROSE




CLARET



ALUMINIUM



TITANIUM



BRONZE



COPPER



BRASS

METALIX
ALSO AVAILABLE:

- ✓ Matching splashbacks
- ✓ Matching upstands

Metalix



- MDF flat slab door
- 18mm core with silver laminated reverse (19.2mm finished size)
- Laminated front finished with aluminium metallic foil with vertical brushed effect
- 1mm 3D metallic finish edging


Hatfield



- 22mm thick MDF five-piece shaker with small V joint detail
- Classic moulded frame
- Paint effect woodgrain finish
- Drawer fronts are solid slab design




SCOTS GREY



LIGHT GREY



DUST GREY



HIGHLAND
STONE



MOONLIGHT
BLUE



PINE GREEN




GRAPHITE

4

Kensington



- 22mm thick MDF five-piece slim shaker
- 60mm stiles and rails
- Wrapped door in vertical grained vinyl
- Drawer fronts are solid slab design




SCOTS GREY



LIGHT GREY



DUST GREY



HIGHLAND
STONE



MOONLIGHT
BLUE




PINE GREEN

4


Padstow



- 22mm thick MDF five-piece shaker
- 75mm stiles and rails
- Wrapped door with a matt vinyl finish
- Drawer fronts are solid slab design




SCOTS GREY



LIGHT GREY



DUST GREY



HIGHLAND
STONE



MOONLIGHT
BLUE

4

Ashbourne



7


- 20mm thick square solid Ash frame door with 85mm stiles and rails with an internal mould
- Veneered centre panel
- Grain structure visible through painted surface
- Drawer fronts are a solid slab design

ALSO AVAILABLE IN

- ✓ A primed option so that you can paint your new kitchen in any colour your heart desires!

WHITE	SCOTS GREY	LIGHT GREY	DUST GREY	GRAPHITE	IVORY	HERITAGE GREY	HIGHLAND STONE	FARRINGTON GREY
STONE GREY	LAVA	LIGHT BLUE	POWDER BLUE	COASTAL MIST	WINDSOR BLUE	OXFORD BLUE	BISCUIT	SAGE GREEN
OLIVE	NEW FOREST	HUNTER GREEN	WISTERIA	MULBERRY	VINTAGE ROSE	CLARET		

Bloomsbury



7

- 18.5mm MDF door with 60mm slim shaker design
- Painted in a super smooth 'Silk' polyester paint to front, back and all edges
- Drawer fronts are a solid slab design
- Doors and drawers 18.5mm thick

WHITE	SCOTS GREY	LIGHT GREY	DUST GREY	GRAPHITE	IVORY	HERITAGE GREY	HIGHLAND STONE	FARRINGTON GREY
STONE GREY	LAVA	LIGHT BLUE	POWDER BLUE	COASTAL MIST	WINDSOR BLUE	OXFORD BLUE	BISCUIT	SAGE GREEN
OLIVE	NEW FOREST	HUNTER GREEN	WISTERIA	MULBERRY	VINTAGE ROSE	CLARET		

Carnegie



7

- 20mm thick square solid Ash frame door with 105mm wide stiles and rails and V joint detail to the frame
- Veneered raised and fielded centre panel
- Grain structure visible through painted surface
- Drawer fronts are a traditional slab design

ALSO AVAILABLE IN

- ✓ Our primed option so that you can paint your new kitchen in any colour your heart desires!

WHITE	SCOTS GREY	LIGHT GREY	DUST GREY	GRAPHITE	IVORY	HERITAGE GREY	HIGHLAND STONE	FARRINGTON GREY
STONE GREY	LAVA	LIGHT BLUE	POWDER BLUE	COASTAL MIST	WINDSOR BLUE	OXFORD BLUE	BISCUIT	SAGE GREEN
OLIVE	NEW FOREST	HUNTER GREEN	WISTERIA	MULBERRY	VINTAGE ROSE	CLARET		

Hardwick



7


- 20mm thick, solid Ash frame slim shaker door with 75mm stiles and shallow recess Ash veneer centre panel
- Drawer fronts up to 175mm are a solid slab design, drawer fronts 283mm and higher are a shaker design
- Grain structure visible through painted surface

ALSO AVAILABLE IN

- ✓ Our primed option so that you can paint your new kitchen in any colour your heart desires!

WHITE	SCOTS GREY	LIGHT GREY	DUST GREY	GRAPHITE	IVORY	HERITAGE GREY	HIGHLAND STONE	FARRINGTON GREY
STONE GREY	LAVA	LIGHT BLUE	POWDER BLUE	COASTAL MIST	WINDSOR BLUE	OXFORD BLUE	BISCUIT	SAGE GREEN
OLIVE	NEW FOREST	HUNTER GREEN	WISTERIA	MULBERRY	VINTAGE ROSE	CLARET		

Marlborough



- 20mm MDF door with 90mm shaker design
- Painted in a super smooth 'Silk' polyester paint to front, back and all edges
- Drawer fronts are a solid slab design
- Doors and drawers 18.5mm thick

7

WHITE	SCOTS GREY	LIGHT GREY	DUST GREY	GRAPHITE	IVORY	HERITAGE GREY	HIGHLAND STONE	FARRINGTON GREY
STONE GREY	LAVA	LIGHT BLUE	POWDER BLUE	COASTAL MIST	WINDSOR BLUE	OXFORD BLUE	BISCUIT	SAGE GREEN
OLIVE	NEW FOREST	HUNTER GREEN	WISTERIA	MULBERRY	VINTAGE ROSE	CLARET		

Sherborne



- 20mm thick, square solid Ash shaker door with 105mm wide stiles and rails and V joint detail to the frame
- Flat Ash veneered centre panel
- Grain structure visible through painted surface

ALSO AVAILABLE IN

- ✓ Our primed option so that you can paint your new kitchen in any colour your heart desires!

7

WHITE	SCOTS GREY	LIGHT GREY	DUST GREY	GRAPHITE	IVORY	HERITAGE GREY	HIGHLAND STONE	FARRINGTON GREY
STONE GREY	LAVA	LIGHT BLUE	POWDER BLUE	COASTAL MIST	WINDSOR BLUE	OXFORD BLUE	BISCUIT	SAGE GREEN
OLIVE	NEW FOREST	HUNTER GREEN	WISTERIA	MULBERRY	VINTAGE ROSE	CLARET		

Solva



7

- 20mm thick, square solid Ash wide frame door with 105mm wide stiles and rails with V joint detail to frame
- Chamfered moulding to the inside edge around a flat Ash veneered centre panel
- Drawer fronts up to 175mm are a solid slab design, drawer fronts 283mm and higher are a shaker design
- Grain structure visible through painted surface

ALSO AVAILABLE IN

- ✓ Our primed option so that you can paint your new kitchen in any colour your heart desires!
- ✓ Natural Oak is the perfect way to create a true country classic

								
WHITE	SCOTS GREY	LIGHT GREY	DUST GREY	GRAPHITE	IVORY	HERITAGE GREY	HIGHLAND STONE	FARRINGTON GREY
								
STONE GREY	LAVA	LIGHT BLUE	POWDER BLUE	COASTAL MIST	WINDSOR BLUE	OXFORD BLUE	BISCUIT	SAGE GREEN
								
OLIVE	NEW FOREST	HUNTER GREEN	WISTERIA	MULBERRY	VINTAGE ROSE	CLARET	NATURAL OAK	

Perfect Pairings


CHOOSING YOUR PERFECT HANDLES

When choosing your kitchen handles, you will want to make sure that they reflect your personality and enhance your kitchen style.

To see more of our handle advice and options, please visit our website.



Brecon Cup, Curved Pull and Knob



Edge Straight Handle



Hexagonal T-Bar and Handle



Metallic Edge, Pull and Bar Handle



Henley Knurled Knob and Bar Handle



Monmouth Cup and Knob Handle



Calgary Pull, Knob and Cup Handle



Modern T Pull and Double T-Pull Handle

